










Let's Order Lunch!

1. GO TO: <http://orders.gourmetgorilla.com>
2. LOGIN
3. PLACE ORDER: make selection

Ordering Instructions

-  Go to <https://orders.gourmetgorilla.com>
-  Click on the "Register" button to create a profile. If you are a returning parent, you will need to create a new profile.
-  Once registered, you will see a dashboard with all the relevant information for your account.
-  Below "My Account" you will see a "My Credit Cards" Section. For a smoother checkout, our new ordering site requires a credit card on file.
-  At the top right, you will see all organizations you have children enrolled in. You may add a child by clicking on "Add Child" and entering your school's organization code provided on the other side of this flier!
-  Clicking on "Place Order" next to the child's name will take you to the ordering menu. The left side of the screen shows a calendar with all days available for ordering. After placing an order, click on the next available date to place an order.
-  When you've completed your order, click on the "Checkout" button on the top right of the screen. Select the credit card you wish to pay with and click "Checkout". You'll receive an email confirmation.

good food
FOR KIDS

We look forward to offering you outstanding service and providing your child with a delicious, wholesome meal each day.

enjoy!